






**POMPA ACQUA
WATER PUMP
WASSERPUMPE
POMPE À EAU**

PA1483

APPLICAZIONE / CAR APPLICATION ANWENDUNG FAHRZEUG / APPLICATION VÉHICULE

				
4596 4597 21525 4600 4601 5360 10010	JEEP CHEROKEE 4.0 i JEEP CHEROKEE 4.0 i JEEP CHEROKEE 4.0 4x4 JEEP GRAND CHEROKEE I 4.0 i JEEP GRAND CHEROKEE I 4.0 i JEEP GRAND CHEROKEE I 4.0 i JEEP GRAND CHEROKEE II 4.0 4x4	P P P P P P P	MX ERH M400L ERH MX S01	12.1991 - 01.1988 - 10.1986 / 09.1990 09.1991 / 04.1999 09.1991 / 04.1999 10.1995 / 04.1999 04.1999 -



**OEM NUMBER : 4626215;
4626215AD; 4626215AE;
4626215AF; 803503407**

DATI LOGISTICI / LOGISTICS PARAMETERS LOGISTISCHE DATEN / LOGISTIQUE PARAMÈTRE



8019738110419

180mm X 180mm X 195mm

1,270 Kg



D = Diesel
P = Petrol – Gasoline – Benzin - Essence

FULLY CERTIFIED COMPANY

