






**POMPA ACQUA**  
**WATER PUMP**  
**WASSERPUMPE**  
**POMPE À EAU**

# PA1485




**APPLICAZIONE / CAR APPLICATION**  
**ANWENDUNG FAHRZEUG / APPLICATION VÉHICULE**

				
5131 16402 16410	CHRYSLERT VOYAGER II 2.4 i DODGE STRATUS 2.4 16V DODGE CARAVAN II 2.4 i	P P P	B00 EDZ EDZ	01.1995 / 03.2001 12.1995 - 01.1995 / 03.2001



**OEM NUMBER : 4694307;  
4694307AA; 4694307AB;  
4694307AC; 4694307AE;  
4694309; 4694309AC**

**DATI LOGISTICI / LOGISTICS PARAMETERS**  
**LOGISTISCHE DATEN / LOGISTIQUE PARAMÈTRE**

		
801973811043	110mm X 110mm X 140mm	0,940 Kg



D = Diesel  
P = Petrol – Gasoline – Benzin - Essence

FULLY CERTIFIED COMPANY

