






**POMPA ACQUA**  
**WATER PUMP**  
**WASSERPUMPE**  
**POMPE À EAU**

# PA1512




**APPLICAZIONE / CAR APPLICATION**  
**ANWENDUNG FAHRZEUG / APPLICATION VÉHICULE**

				
31042 32162 31581 21580	MERCEDES E-CLASS E 250 CGI MERCEDES E-CLASS E 200 CGI MERCEDES E-CLASS T-Model E 250 CGI MITSUBISHI OUTLANDER I 2.4 HDD Mivec	P P P P	M 271.860 M 271.820/M 271.860 M 271.860 4G69	01.2009 - 08.2009 - 11.2009 - 07.2003 / 09.2006



**OEM NUMBER : 2712000601**

**DATI LOGISTICI / LOGISTICS PARAMETERS**  
**LOGISTISCHE DATEN / LOGISTIQUE PARAMÈTRE**

 ABCD1234		
8019738115797	110mm X 110mm X 140mm	0,632 Kg



D = Diesel  
P = Petrol – Gasoline – Benzin - Essence

FULLY CERTIFIED COMPANY

