






**POMPA ACQUA
WATER PUMP
WASSERPUMPE
POMPE À EAU**

PA1514




APPLICAZIONE / CAR APPLICATION ANWENDUNG FAHRZEUG / APPLICATION VÉHICULE

				
31175 33495 471 28044 26645 5514 27569	CITROEN C-CROSSER 2.4 16V MITSUBISHI LANCER Stufenheck 2.0 i MITSUBISHI OUTLANDER II 2.0 MITSUBISHI OUTLANDER II 2.4 MITSUBISHI LANCER SPORTBACK 1.8 MITSUBISHI ASX 2.0 i PEUGEOT 4007 2.4 16V	P P P P P P P P	SFZ (4B12-MMC) Tel.-11527 4B11 4B11 4B12 4B10 4B11 Tel.-11527	08.2008 - 10.2007 - 11.2006 - 11.2006 - 06.2008 - 06.2010 - 01.2008 -



**OEM NUMBER : 05047138AB;
1201J9; 05047128AB;
MN187244; 1300A082;
1300A083**

DATI LOGISTICI / LOGISTICS PARAMETERS LOGISTISCHE DATEN / LOGISTIQUE PARAMÈTRE

 ABCD1234		
8019738115810	110mm X 110mm X 140mm	0,830 Kg



D = Diesel
P = Petrol – Gasoline – Benzin - Essence

FULLY CERTIFIED COMPANY

