






POMPA ACQUA
WATER PUMP
WASSERPUMPE
POMPE À EAU

PA1516

APPLICAZIONE / CAR APPLICATION ANWENDUNG FAHRZEUG / APPLICATION VÉHICULE

				
23315	HYUNDAI ELANTRA 1.6 CRDi	D	D4FB	02.2006 -
18753	HYUNDAI MATRIX 1.5 CRDi	D	D4FA	12.2004 -
19918	HYUNDAI GETZ 1.5 CRDi	D		08.2005 -
20852	HYUNDAI GETZ 1.5 CRDi GLS	D	D4FA	07.2004 / 08.2005
20853	HYUNDAI GETZ 1.5 CRDi GLS	D	D4FA	08.2005 -
19903	HYUNDAI ACCENT III 1.5 CRDi GLS	D	D4FA	11.2005 -
23436	HYUNDAI i30 1.6 CRDi	D	D4FB	10.2007 -
28581	HYUNDAI i30 1.6 CRDi	D		10.2007 -
18981	KIA CERATO 1.5 CRDi	D	D4FA	07.2005 -
23297	KIA CERATO 1.6 CRDi	D	D4FB	06.2005 -
19214	KIA PICANTO 1.1 CRDi	D	D3FA	11.2005 -
18798	KIA RIO II 1.5 CRDi	D	D4FA	03.2005 -
19941	KIA CEE'D Schrägheck 1.6 CRDi 90	D	D4FB-L	12.2006 -
19942	KIA CEE'D Schrägheck 1.6 CRDi 115	D	D4FB	12.2006 -



**OEM NUMBER : 251002A000;
251002A001; 251002A010**

DATI LOGISTICI / LOGISTICS PARAMETERS LOGISTISCHE DATEN / LOGISTIQUE PARAMÈTRE



8019738115926



110mm X 110mm X 140mm



0,755 Kg



D = Diesel
P = Petrol – Gasoline – Benzin - Essence