





NUOVA POMPA ACQUA  
NOUVELLE POMPE À EAU

# PA954

NEW WATER PUMP  
NEUE WASSERPUMPE

TecDoc					
933	MERCEDES SL (R129)	500 (129.067)	P	M 119.982/M 119.972 013778 -	09.1992 - 10.2001
8383	MERCEDES SL (R129)	60 AMG (129.067)	P	M 122.981	05.1997 - 10.2001
959	MERCEDES S-CLASS Coupe (C140)	SEC/CL 500 (140.070)	P	M 119.970	10.1992 - 02.1999
3946	MERCEDES S-CLASS Coupe (C140)	SEC/CL 420 (140.063)	P	M 119.971/M 119.981	10.1994 - 02.1999
953	MERCEDES S-CLASS (W140)	S 420 (140.042)	P	M 119.971	01.1993 - 10.1998
954	MERCEDES S-CLASS (W140)	400 SE,SEL/S420 (140.042, 140.043)	P	M 119.971	02.1991 - 10.1998
955	MERCEDES S-CLASS (W140)	S 500 (140.050, 140.051)	P	M 119.970/M 119.980	01.1993 - 10.1998
956	MERCEDES S-CLASS (W140)	500 SE,SEL (140.050, 140.051)	P	M 119.970	02.1991 - 10.1998
479	MERCEDES E-CLASS (W124)	E 420 (124.034)	P	M 119.975	06.1993 - 06.1995
480	MERCEDES E-CLASS (W124)	E 500 (124.036)	P	M 119.974	06.1993 - 06.1995
5374	MERCEDES E-CLASS (W210)	E 420 (210.072)	P	M 119.985	01.1996 - 06.1997
5375	MERCEDES E-CLASS (W210)	E 50 AMG (210.072)	P	M 119.985 (AMG 5.0)	02.1996 - 08.1997
5542	MERCEDES E-CLASS Kombi (S210)	E 420 T (210.272)	P	M 119.985	06.1996 - 06.1997

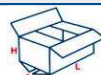
## OEM #

1192002101

DATI LOGISTICI / LOGISTIQUE PARAMÈTRE / LOGISTIC  
PARAMETERS / LOGISTISCHE DATEN



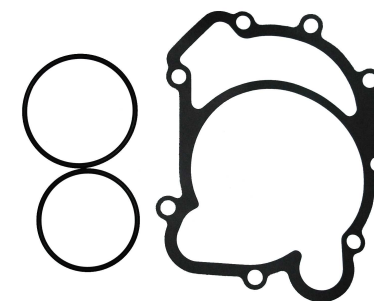
ABCD1234



mm 180 X 180 X 195



1,93Kg



TecDoc  
INSIDE

PREMIUM WATER PUMPS



INDUSTRIE SALERI ITALO

WWW.SALERI.IT

01/07/2014